



THE KNIGHT COLLECTION



## KNIGHT LIFT

Knight Lift doors have been designed to meet the demands of the most luxury and stylish properties. Knight Lift sliding doors operate smoothly have superior aesthetics and are built to last. Embracing the most up to date technology, luxury and performance the Knight Lift - lift and slide door really is positioned for the high-end door market.

Developed to be at the forefront of what is possible with a sliding door. With the ability to support up to 300KG per sliding panel the Knight Lift sliding door can support much larger openings with a single piece of glass than many other on the market. Combine this with the ultra slim profile a sliding door from RAUM can give you almost uninterrupted views of your outside world. No matter how large the piece of glass is the lift and glide system gives almost effortless opening of the door.

Our exclusively designed polyamide thermal break system and multi-chambered profile enables us to achieve industry leading thermal performance in all our aluminium windows and doors. Combine this with high performance glazing and our sliding patio doors will help keep your house cosy and warm.

All Knight Lift products are supplied with a comprehensive 10-year Manufacturing Guarantee including the locks, handles and many all other components used in the sliding door.

### SAFETY AND SECURITY

Class one safety glass (that complies with Building Regulations part N) is fitted as standard to all our doors, which means that if it breaks there are no dangerous shards of glass to worry about.

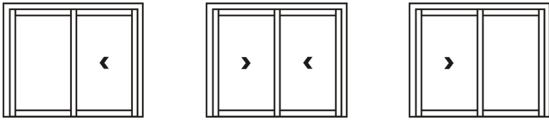
Your home and your family are the most precious things in life, so never compromise on security.

Knight Lift doors are designed with enhanced security features to keep out even the most determined intruders. All products have been rigorously tested and are Secured by Design accredited.

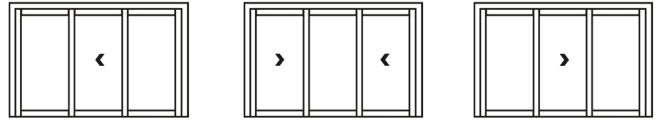
# CONFIGURATIONS

Our Knight Lift sliding door is available in a wide range of designs including one, two and three track configurations for ultimate flexibility. We also offer a corner sliding door which enables you to completely open a corner of a room with no central post.

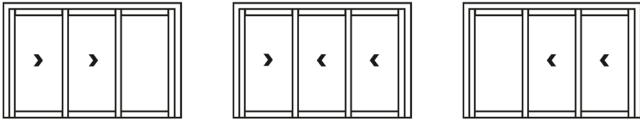
## Dual track, dual panel configurations



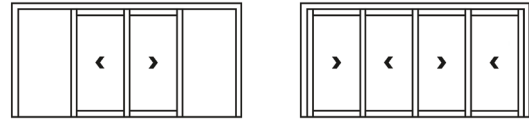
## Dual track, triple panel configurations



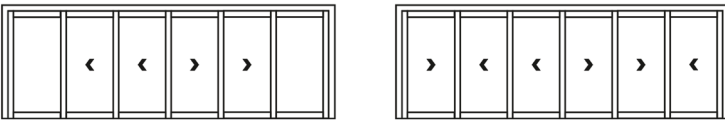
## Triple track, triple panel configurations



## Dual track, four panel configurations



## 6 panel door



# HANDLES

Serenity is a top quality hardware suite consisting of handles and finger pulls for the Knight Lift aluminium lift and slide door. The premium range of stainless steel handles are available in polished or brushed stainless steel and satin chrome. Whilst the standard range of Zinc handles are available in black, anthracite grey and white.



Black



Polished  
Stainless Steel



White



Polished Chrome



Polished Brass



Satin Chrome

# FINISHES

Our Knight Lift sliding door is available in hundreds of colours and you can have a different colour inside and out. You can choose between a matt or gloss finish, or opt for our special Coatex finish. You can even choose one of our realistic wood effect finishes if you prefer. We offer three colours as standard, Black, White and Grey as well as any RAL colour finishes to order.

## STANDARD COLOURS



Jet Black



Traffic White




Anthracite Grey


## COATEX FINISHES



Space Grey



Anthracite Grey



Jet Black

## BESPOKE FINISHES

On top of our standard colour range we offer a wide range of custom colour options from our RAL colour chart, with the option to have the same colour on both sides of your new door or choose a separate colour both internally and externally.